



USER'S MANUAL

FW-518L

PoC Radio

- 4G LTE & 3G
- Multi-Network Access
- SOS function
- Software off-line update
- Group Calls
- Private Calls

Anywhere Anytime Communications

One button. That is all it takes to connect your team.


Package Contents

Please carefully unpack the radio and check if all items listed below are received. If any item is missing or damaged, please contact Freeway Communications.

ITEM	QUANTITY
ANTENNA	1
CHARGER	1
ADAPTOR	1
LI-ION BATTERY	1
BELT CLIP	1
USER MANUAL	1



ANTENNA



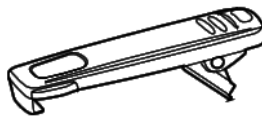
Li-ion BATTERY



CHARGER



ADAPTOR

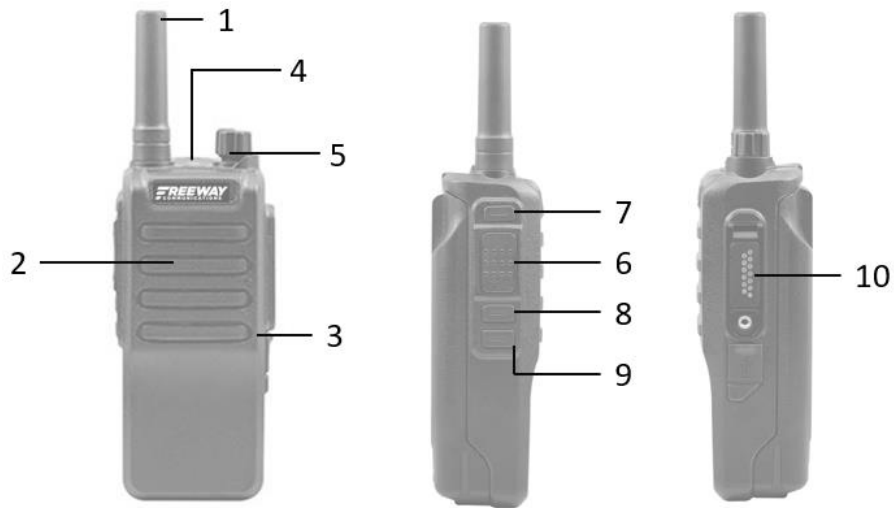


BELT CLIP



USER'S MANUAL

Product Controls



#	Description	#	Description
1	Antenna	6	PTT (Transmit)
2	Speaker	7	Menu Button
3	Microphone	8	Up Button
4	Indicator LED	9	Down Button
5	Power & Volume Control	10	Microphone Connector

Basic Operations

1. Power on

Check Battery is correctly seated
Turn the volume control clockwise to power on

2. Power off

Turn the volume control anticlockwise to power off

Do not remove the battery until the radio is powered off. Removing battery whilst radio is powered on may result in data corruption or damage to the radio

3. Transmitting

Press the PTT button to transmit, keep mouth and microphone spaced at least 5cm apart.

4. Receiving

The LED indicator green when the radio is receiving.

5. Adjusting the Volume

Rotate the "Volume Control Knob / Power Key" to adjust the volume.

Menu Introduction

- Side Key 1 (PF3)
 - Enter Menu
 - Enter Submenu
 - Under Menu Mode
- 2 PTT Button
 - Press to talk
 - Enter Group / Create Temporary Group
- Side Key 2 (PF1)
 - Short Press
 - Choose Groups
 - Choose Options
 - Long Press
 - Lock Keypad
- Side Key 3 (PF2)
 - Short Press
 - Choose Groups
 - Choose Options
 - Long Press
 - Group Select
 - Menu Mode
 - Exit menu mode

- Offline
 - Choose Option Mode
- SOS Key PF4 (Orange Key)
 - o Long Press
 - Send / Cancel SOS

	Menu	Sub-menu	Function Instruction	
Menu	Friend List	Broadcast Online Contacts	Select active talk group	
	User List	Broadcast the online users in the current group	Select from pre-assigned favorite contacts (contacts are set through online portal)	
	Network	Auto		Automatically Select Network Mode
		3G Prefer		Use 3G Network Only
		2G Only		Use 2G Network Only
		3G Only		Use 3G Network Only
		4G Only		Use 4G Network Only
	Information	UserName		Broadcast Current Username
		Group Name		Broadcast current group name
		GPS		Broadcast current GPS position



After Sales Support

Warranty Period

Main Unit: One year from the date of purchase.

Accessories: Battery, Charger and Adapter: One year from the date of purchase.

Under the following conditions, warranty will not be granted.

- Warranty claims not made within the Warranty Period.
- The defects are caused by natural disasters.
- The defects occur from misuse, abuse, accident, corrosion, fire, liquid intrusion, or neglect.
- The defects or damage are from improper or unauthorized testing, operation, maintenance, service, repair, installation, alteration, modification, or adjustment.
- Breakage or damage to antennas unless caused directly by defects in material or workmanship.
- The defects that have not been operated in accordance with the procedures described in the operating instructions.
- The defects that have been subjected to unauthorized modifications, tampering, disassembly, use of non-genuine accessories or batteries or repairs (including the addition to our product of equipment which is not supplied or authorized by us) which adversely affect performance of our radio or interfere with our normal warranty inspection and testing of our product to verify any warranty claim.
- Our product which has had the serial number removed or made illegible.
- Product that has its seal(s) on non-user serviceable components or modules broken.
- Freight costs to the repair depot.
- Product that has been subjected to illegal or unauthorized alteration of the software/firmware in our product. Scratches or other cosmetic damage to our product surface that does not affect the operation of our radio.
- Normal and customary wear and tear.

Seller:
Model:

Ser. No:
Date: